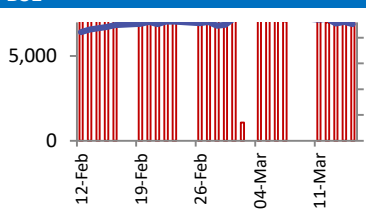
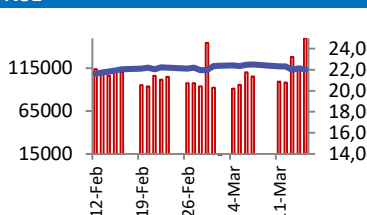


BSE		NSE	
	70,000 Open 65,000 High 60,000 Low 55,000 Close 50,000		24,000 Open 22,000 High 20,000 Low 18,000 Close 16,000
	Change 335		Change 149
	Volume (Lacs) 10529		Volume(Lacs) 55391
	Turnover (Rs.inCr) 7832		Turnover(Rs.in Cr) 115235

World Markets	Current	Previous	Pt. Chg	Var(%)
Dow	38715	38906	(191)	-0.5%
Dow Futures	39154	39153	1	0.0%
Nasdaq	15973	16129	(156)	-1.0%
FTSE	7727	7743	(16)	-0.2%
Nikkei	39551	38708	843	2.2%
Hang Seng	16711	16721	(10)	-0.1%
Gift Nifty	22092	22049	43	0.2%
Straits Singapore	3171	3173	(2)	-0.1%
South Korea	2681	2667	14	0.5%
Taiwan	19759	19683	76	0.4%
Shanghai	3067	3055	12	0.4%

Commodity Prices	Current	Previous	Pt. Chg	Var(%)
Copper (\$/MT)	9077	9072	5.0	0.1%
Alumin (\$/MT)	2274	2275	(1.0)	0.0%
Zinc (\$/MT)	2560	2561	(1.0)	0.0%
Brent Crude (\$/bbl)	86.0	85.0	1.0	1.2%
Gold (\$/Ounce)	2151	2156	(5.0)	-0.2%
Silver (\$/Ounce)	25.0	25.0	0.0	0.0%
Light Crude (\$/bbl)	81.0	81.0	0.0	0.0%
N G (\$/mmbtu)	2.0	2.0	0.0	0.0%
Sugar (\$/MT)	623.0	615.0	8.0	1.3%
Rubber (Rs./kg)	182.0	176.5	5.5	3.1%
Baltic Dry Index	2374	2350	24.0	1.0%

Currency Exchange Rate	Current	Previous	Var(%)
Rs./\$ rate	82.89	82.83	0.07%
Rs./ Euro	90.33	90.62	-0.32%
Rs./Chinese Yuan	11.52	11.52	0.00%
Yen /\$ rate	149.03	149.04	-0.01%
\$ US/Euro	1.09	1.09	0.00%

Dollar Index	Current	Previous	Var(%)
Dollar Index	103.44	103.43	0.01%

Support/ Resistance Levels for Today		
	Nifty	Bank Nifty Fut
Support 1	21930	46440
Support 2	21840	46200
Resistance	22120	47000

Securities in Ban For Trade	
ABFRL	BHEL
BIOCON	HINDCOPPER
MANAPPURAM	NATIONALUM
PEL	RBLBANK
SAIL	TATACHEM
ZEEL	

Market Review

US: The U.S. stock market fell as tech sold off and a pile of options expiring Friday threatened to trigger sudden price swings.

Asia: Most markets in Asia-Pacific region were trading on a mixed note as investors await interest rate decision from the Bank of Japan and Federal Reserve this week.

India: India's benchmark stock indices snapped a four-week rally and recorded their worst fall in over four months on Friday, dragged by shares of Mahindra & Mahindra and Reliance Industries. **Market is expected to open gap down and likely to witness profit booking during the day.**

Global Economy: China's fragile housing market opened this year with slower declines in property investment and sales, buoyed by government efforts to arrest a protracted downturn in the sector, official data showed on Monday. Property investment in China fell 9.0% year-on-year in the first two months of 2024, compared with a 24.0% fall in December 2023. Property sales by floor area logged a 20.5% slide in January-February from a year earlier, compared with a 23.0% fall in December last year.

Chinese industrial production grew more than expected in the first two months of 2024, as manufacturing output continued to benefit from supportive policies and monetary stimulus from the government. But an unexpected increase in unemployment and weaker-than-expected retail sales data showed large swathes of the Chinese economy still remained under pressure.

Singapore's key non-oil exports fell more than expected in February, as a new-year boost in demand now appeared to be running out of steam. Non-oil exports fell 0.1% year-on-year in February. The reading was much weaker than expectations for an increase of 4.7%.

Commodities: Gold struggled for momentum in early Asian hours on Monday as the dollar held firm and investors braced for a series of major central bank policy meetings including the U.S.

Oil prices ticked up in early Asian trading on Monday, firming up gains from last week when prices rose nearly 4% on the view that supply was tightening.

Currency: The dollar was steady on Monday as traders looked ahead to a week dominated by central bank meetings worldwide, with the Bank of Japan seemingly on the brink of ending negative rates and the focus on how many rate cuts the Federal Reserve projects.

FII Derivative Transactions (Rs. Cr)

Contracts	Purchase		Sell		Net Value	Open Interest (OI)		OI (Previous day)		Change	
	Contract	Value	Contract	Value		Contract	Value	Contract	Value	Contract	Value
Index Future	73760	6344	80159	6978	(634)	230538	20911	237549	21511	(7011)	(600)
Index Option	17916421	1526988	18016211	1530760	(3772)	4217162	364058	2810602	242292	1406560	121766
Stock Future	390600	32575	408684	34495	(1920)	3112109	247770	3077635	246300	34474	1470
Stock Option	637649	58098	623994	56974	1124	362081	30695	360204	30715	1877	(20)
Total	19018430	1624005	19129048	1629207	(5202)	7921890	663434	6485990	540818	1435900	122616

FII All Activity-BBG (Rs Cr)	Buy	Sell	Net
7-Mar-24	26288	15699	10589
11-Mar-24	23303	19357	3946
12-Mar-24	15246	15362	(116)
13-Mar-24	34927	20344	14582
14-Mar-24	21037	21151	(114)
Month to date-Mar	187187	150678	36509
FII (Prov.) (Rs Cr)	Buy	Sell	Net
11-Mar-24	23691	19478	4213
12-Mar-24	15475	15402	73
13-Mar-24	33224	37819	(4595)
14-Mar-24	19814	21171	(1356)
15-Mar-24	49505	48656	849
Month to date- Mar	229022	219711	9311
DII (Prov.) (Rs. Cr)	Buy	Sell	Net
11-Mar-24	10787	7549	3238
12-Mar-24	10478	8120	2358
13-Mar-24	20268	11174	9094
14-Mar-24	10729	10590	139
15-Mar-24	15255	15937	(682)
Month to date-Mar	129072	101026	28046
FII Debt - BBG (Rs. Cr)	Buy	Sell	Net
7-Mar-24	5152	769	4382
11-Mar-24	2010	1672	338
12-Mar-24	4115	1638	2477
13-Mar-24	2404	1594	810
14-Mar-24	986	1927	(940)
Month to date-Mar	21640	11124	10517

Market Breadth	BSE		NSE	
	No.	%	No.	%
Advance	1725	44%	1112	43%
Decline	2106	54%	1426	55%
Unchanged	105	3%	78	3%

Market Turnover	15-Mar	14-Mar	Var (%)
BSE Cash	7756	7832	-1%
NSE Cash	150344	115235	30%
NSE Futures	175103	151082	16%
NSE Options	14755569	52004677	-72%
Total (Rs.Cr)	15088772	52278826	-71%

Volatility Index	15-Mar	14-Mar
Volatility Index	13.69	13.62

Index PE - TTM	15-Mar	Yr. High	Yr. Low
Sensex	24.8	26.0	21.8
Nifty	22.7	28.8	20.0

Corporate News

HAL got ₹2,890 cr deal to upgrade navy's 25 Dornier aircraft

The defence ministry signed a Rs.2,890 crore contract with Hindustan Aeronautics Limited for the midlife upgrade of the navy's 25 Dornier aircraft and associated equipment. The upgrade will significantly enhance the operational capability of the Dornier aircraft of the Indian Navy to perform primary roles of maritime surveillance, electronic intelligence and boosting maritime domain awareness. (MC)

Rail Vikas Nigam (RVNL) emerged as L1 for project worth Rs 339 crore

RVNL has emerged as the L1 from Maharashtra Metro Rail Corp for 'Design and Construction of Elevated Viaduct of Length 4.519 Kms from CH: (-) 1079.899m to CH: (-) 5599.298m between PCMC and NIGDI (Bhakti Shakti) on the North-South Corridor of Pune Metro Rail Project- Reach I -Extension.' The Broad consideration or size of the order is Rs 339.23 crore. The said order is expected to be executed within 130 weeks. (BS)

KSB gets LoA worth Rs 63.22 crore

KSB has received LoA under PM-Kusum III Scheme under Component B of Rs 63.22 crore for 2500 solar water pumping systems from Maharashtra Energy Development Agency. The sales/supply of products/services for these orders is expected from Quarter 2, 2024. (MC)

Economy

Trade deficit widens to \$18.7 billion in February; imports, exports rise 12.2%, 11.9% YoY

In February, India's trade deficit expanded to \$18.71 billion, rebounding from a nine-month low in the previous month, according to government data released on Friday. Merchandise imports surged 12.2% year-on-year to \$60.11 billion, while exports rose 11.9% to \$41.4 billion, compared to January's figures of \$54.4 billion and \$36.9 billion, respectively. (ET)

India's forex reserves jump to over two-year high of \$636.1 bn

India's foreign exchange reserves saw a substantial increase of \$10.47 billion to reach \$636.1 billion for the week ending on March 8. This follows a previous surge of \$6.55 billion, bringing the reserves to \$625.63 billion for the week ended March 1, 2024. (ET)

International

Tesla to raise prices on Model Y electric vehicles in parts of Europe

Tesla increased the price for its Model Y electric vehicles (EV) in a number of European countries on March 22 by approximately 2,000 euros (\$2,177) or the equivalent in local currencies. The move would increase prices for all Model Y cars in the U.S. by \$1,000 on April 1. (INV)

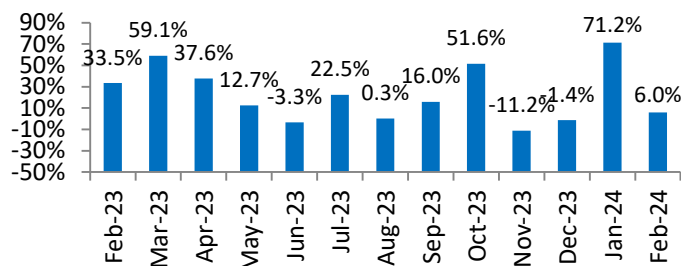
Top 5 Nifty Gainers	15-Mar	14-Mar	Var(%)
UPL	475	462	2.8%
BHARTIARTL	1220	1195	2.1%
BAJFINANCE	6514	6397	1.8%
HDFCLIFE	632	622	1.6%
ADANIANT	3132	3087	1.4%
Top 5 Nifty Losers	15-Mar	14-Mar	Var(%)
M&M	1800	1891	-4.8%
BPCL	586	609	-3.7%
COALINDIA	415	428	-2.9%
TATAMOTORS	946	968	-2.3%
LT	3537	3608	-2.0%

BSE Index Watch	Last	1 day	1 wk	1 mth	1 yr
SENSEX	72643	-0.6%	-2.0%	0.3%	25.3%
MIDCAP	38250	-0.5%	-4.0%	-4.2%	58.6%
SMLCAP	42013	0.3%	-5.9%	-8.0%	54.6%
AUTO	46320	-1.7%	-4.3%	-1.4%	64.2%
BANKEX	52833	-0.5%	-2.9%	0.4%	17.7%
Capital Goods	56820	-1.2%	-4.5%	1.5%	64.4%
FMCG	19384	0.0%	-0.9%	0.4%	20.1%
Health Care	33910	-0.8%	-2.8%	-4.5%	57.5%
IT	37927	-0.5%	0.5%	-2.9%	32.6%
METAL	26536	-0.7%	-7.7%	-3.9%	36.0%
Oil & Gas	26886	-2.2%	-5.5%	-7.0%	52.9%
Power	6373	-0.7%	-6.7%	-2.2%	75.0%
Realty	6561	-0.1%	-9.3%	-5.9%	105.0%

NSE USD Futures	15-Mar	14-Mar	Var (%)
March Expiry (Rs./\$)	82.89	82.84	0.1%
April Expiry (Rs./\$)	82.88	82.86	0.0%
Total Turnover (Rs. Crore)	31362	20386	54%

Sectors	TTM PE
Auto	31.56
Auto Ancillary	44.57
Banking	16.25
Engineering	39.09
Cement	82.79
Diamonds & Jewellery	42.26
Housing Finance	20.11
Infrastructure & Const	34.21
Metals-Aluminium	42.76
Metal - Steel	17.08
Oil Expl.	18.85
Pharma	13.09
Power – Gen. Supp.	47.09
Information Tech.	21.24
Sugar	15.02
Telecom Serv. Prov.	80.15
Tyres	27.74

SML Isuzu Monthly Volume Growth (YoY) (Source: Company Data)



10 year G-Sec Yield	Current	Previous	Change
US	4.30%	4.31%	(1) bps
Japan	0.78%	0.79%	(1) bps
India	7.06%	7.04%	2 bps
UK	4.10%	4.09%	1 bps
Libor 3 Mths	5.59%	5.59%	0 bps

Indian Eco Data	Current	Previous	Var(%)
Forex Reserve (US\$ in bn)	525	528	-0.7%
Inflation - WPI	0.20%	0.27%	(7) bps
Inflation - CPI	5.09%	5.10%	(1) bps

India GDP	Q3FY24	Q2FY24	Var(%)
Growth	8.36%	7.60%	76 bps

Monetary Policy	Current	Previous	Change
Repo Rate	6.50%	6.50%	0 bps
Reverse Repo Rate	3.35%	3.35%	0 bps
CRR	4.50%	4.50%	0 bps
O/S Banking System Liquidity (Rs bn)	420	337	82.8

IIP Growth %	Jan-24	Jan-23	Apr-Feb
IIP	3.8	5.8	6.0
Mining	5.9	9.0	8.5
Manufacturing	3.2	4.5	5.7
Electricity	5.6	12.7	7.0

ADR Price Movement

Company	Price (US\$)	Volume	Previous Day Price	Volume	Variance (%)	No. of Share Per ADR	ADR Price (Rs.)	BSE Price	Variance (%)
Infosys Tech	19.23	13296104	19.66	8476932	-2.19%	1	1593.97	1634.00	-2.4%
Wipro	6.13	2879691	6.10	2598413	0.49%	1	508.12	517.00	-1.7%
Dr.Reddy's	75.24	200337	75.45	139813	-0.28%	1	6236.64	6284.90	-0.8%
ICICI Bank	25.82	6998475	25.84	4013632	-0.08%	2	1070.11	1080.35	-0.9%
HDFC Bank	55.23	2103815	55.41	2973257	-0.32%	3	1526.00	1452.65	5.0%

GDR's (US\$)

	Prices	Prev. Close	Change	Var %
L&T	42.80	43.40	(0.6)	-1.4%
RIL	68.40	69.50	(1.1)	-1.6%
SBI	87.90	89.40	(1.5)	-1.7%

US Economy Data

	Current	Previous
Inflation (YoY)	3.20%	3.10%
Unemployment (%)	3.90%	3.70%

Interest Rate (%)

	Current	Previous
Fed Rate	5.50%	5.50%

US GDP

	Q4CY23	Q3CY23	Q4CY22
Growth (QoQ Annualized)	3.20%	4.90%	2.60%

China Economy Data

	Current	Previous
GDP	5.20%	4.90%
Inflation – CPI (%)	0.70%	-0.80%

Economic Calendar

	Date
Indian GDP Data	31 May
Indian Inflation Data CPI	12 Apr
Indian Inflation Data WPI	15 Apr
Indian Monetary Policy	05 Apr
India's Industrial Production (IIP)	12 Apr
US Inflation Data	10 Apr
US GDP	28 Mar
US Unemployment Data	05 Apr
US Fed Rate	20 Mar
China GDP	16 Apr
China Inflation Data	11 Apr

Event Update

Name	Date	Purpose
Oil India Ltd.	18-03-24	Rs.8.50 per share(85%)Second Interim Dividend
Tierra Agrotech Ltd.	18-03-24	Right Issue of Equity Shares
Tine Agro Ltd.	18-03-24	Bonus issue
Colab Cloud Platforms Ltd.	19-03-24	Stock Split from Rs.10/- to Rs.2/-
Kama Holdings Ltd.	19-03-24	Rs.19.00 per share(190%)Second Interim Dividend
KEI Industries Ltd.	19-03-24	Rs.3.50 per share(175%)Interim Dividend
Kesar India Ltd.	19-03-24	Bonus issue
Rama Steel Tubes Ltd.	19-03-24	Bonus issue
Sudarshan Chemical Industries Ltd.	19-03-24	Rs.3.60 per share(180%)Interim Dividend
TVS Motor Company Ltd.	19-03-24	Rs.8.00 per share(800%)Interim Dividend
AGI Infra Ltd.	20-03-24	Rs.1.00 per share(10%)Interim Dividend
Aurum PropTech Ltd.- Partly Paid up Equity Shares (Rights Issue)	20-03-24	First Call of Rs.30/- (Rs.1.25 FV + Rs.28.75 Premium)
Axtel Industries Ltd.	20-03-24	Rs.6.00 per share(60%)Interim Dividend
Dwarikesh Sugar Industries Ltd.	20-03-24	Buy Back of Shares
Mishtann Foods Ltd.	20-03-24	Right Issue of Equity Shares
Nupur Recyclers Ltd.	20-03-24	Bonus
Paisalo Digital Ltd.	20-03-24	Bonus issue
Castrol India Ltd.	21-03-24	Rs.4.50 per share(90%)Final Dividend
KSolves India Ltd.	21-03-24	Rs.5.00 per share(50%)Third Interim Dividend
Patanjali Foods Ltd.	21-03-24	Rs.6.00 per share(300%)Interim Dividend
Mishra Dhatu Nigam Ltd.	22-03-24	Interim Dividend
Power Finance Corporation Ltd.	22-03-24	Rs.3.00 per share(30%)Third Interim Dividend
Refex Industries Ltd.	22-03-24	Stock Split from Rs.10/- to Rs.2/-

Bulk Deal As On 15/03/24

BSE					
Security Code	Security Name	Client Name	Deal	Quantity	Price
513119	ABCGAS	ROHITH SATISH SHOREWALA	S	14000	57
513119	ABCGAS	TANVIBEN MANOJKUMAR PANDYA	B	13901	57
531525	ACESOFT	IRFAN FAKHRI KARIMI	B	32000	107.09
533227	AHLEAST	ENNDEE STOCKS PRIVATE LIMITED	S	176000	145.32
543943	ASARFI	ANG CORPORATE SERVICES PVT LTD	B	200000	60.96
543943	ASARFI	VALUE PROLIFIC CONSULTING SERVICES PVT LTD	S	200000	60.96
526433	ASMTEC	IDS SYSTEMS LLP	S	60000	927.43
526433	ASMTEC	MERU INVESTMENT FUND PCC-CELL 1	B	57234	927
531268	B2BSOFT	RAJANI VADDI	B	100578	26.01
531268	B2BSOFT	SRINIVASBOSEVADDI	S	110666	26.02
542866	COLABCLOUD	AVANCE VENTURES PRIVATE LIMITED	B	54000	191.14
522231	CONART	GHANSHYAMDASMALANI	S	19609	87.64
540361	DANUBE	UNNATI HARDIK SHAH .	S	337212	5.53
539596	DELTA	ISHWANTI MANN	S	67500	33.02
539596	DELTA	MULTIPLIER SHARE & STOCK ADVISORS PRIVATE LIMITED	S	50000	33.02
539596	DELTA	PARESH DHIRAJLAL SHAH	S	30000	33.02
539596	DELTA	PREETI BHAUKA	B	75000	33.02
543490	GMRP&UI	F3 ADVISORS PRIVATE LIMITED	B	15781116	42.6
543490	GMRP&UI	SAHASTRAA ADVISORS PRIVATE LIMITED	S	9427020	42.65
543490	GMRP&UI	SETU SECURITIES PVT LTD	S	3574616	42.42
513309	GOLKONDA	F-365 AGRO PRIVATE LIMITED	S	200000	16.77
513309	GOLKONDA	GRID TRADING PRIVATE LIMITED	S	28078	16.72
513309	GOLKONDA	SAROJ GUPTA	B	50000	16.72
513309	GOLKONDA	SHAKUNTLA GUPTA	B	82000	18.46
513309	GOLKONDA	SHARE INDIA SECURITIES LIMITED	S	41000	16.72
513309	GOLKONDA	SHARE INDIA SECURITIES LIMITED	B	41000	16.72
531505	INDERGR	PREETI BHAUKA	S	25866	50.01
531505	INDERGR	VIVEK KUMAR BHAUKA	B	25900	50.01
501700	INDIANVSH	BRIGHT IMPEX & AGENCIES PRIVATE LIMITED	S	190509	12.4
524614	INDXTRA	ADITYA MOHTA	B	250000	11.19
524614	INDXTRA	KALPANABEN CHAMPAKALAL SHAH	S	390000	11.19
524614	INDXTRA	RDS CORPORATE SERVICES PRIVATE LIMITED	S	226000	11.19
524614	INDXTRA	RDS CORPORATE SERVICES PRIVATE LIMITED	B	226000	11.17
524614	INDXTRA	ROMIT CHAMPAKALAL SHAH	S	420000	11.19
524614	INDXTRA	RONIT CHAMPAKALAL SHAH	S	338963	11.19
538539	JTAPARIA	NOVARATHANMAL PRAVEENKUMAR	B	104830	26.14
511131	KAMANWALA	MILIND KISHORE MADHANI HUF	S	80000	14.25
531784	KCLINFRA	JIGNESH AMRUTLAL THOBHANI	B	2964153	1.74
531784	KCLINFRA	MANAN JHAWAR	S	3000000	1.74
531027	LIBORD	NEHA SYSTEM SERVICES PRIVATE LIMITED	S	53000	11.76
531027	LIBORD	VANDNA LALIT DANGI	B	53000	11.76
540360	LLFICL	SYNERGY MONEYCONTROL PRIVATE LIMITED	S	664885	1.98
539762	MEAPL	MULTIPLIER SHARE & STOCK ADVISORS PRIVATE LIMITED	B	20000	87.39
539767	MNIL	ALKA AVINASH SARANG	S	23630	15.71
540809	MRCAGRO	REENA VISHAL JAIN	S	135000	11.91
540809	MRCAGRO	VISHAL KISHORE JAIN	B	135000	11.92
523242	NBFOOT	DARSHINI JATINBHAI PATEL	B	79300	17.5
523242	NBFOOT	MULTIPLIER SHARE & STOCK ADVISORS PRIVATE LIMITED	S	75900	17.5
543522	NVENTURES	PRABHULAL L PAREKH HUF	S	210000	50.2

531254	OPTIFIN	AMOOPLYA HARSHAD VASSA	S	58000	91.7
531254	OPTIFIN	ANUPAM HARSHAD VASSA	S	58000	91.7
531254	OPTIFIN	BLACKBERRY SAREES PRIVATE LIMITED	B	54000	91.7
531254	OPTIFIN	EMERALD COMMERCIAL LIMITED	B	54000	91
531254	OPTIFIN	NIRBHAY FANCY VASSA	S	53950	91
544141	PESB	ADITYA RASHMIKANT DHARIA	B	116800	136.24
544141	PESB	RAGHAV KAROL HUF	B	100800	130
544141	PESB	SANGEETA SHETALBHAI SHAH	B	96000	130
539515	QUINT	RB DIVERSIFIED PRIVATE LIMITED	B	242467	110.35
530617	SAMPRE	ANILKUMAR	S	15	65.1
530617	SAMPRE	ANILKUMAR	B	62356	64.62
538607	TOYAMSL	TALISMAN SECURITIES PRIVATE LIMITED	S	2950000	4.13

NSE

Security Code	Security Name	Client Name	Deal	Quantity	Price
CMSINFO	CMS Info Systems Limited	NORGES BANK ON ACCOUNT OF THE GOVERNMENT PENSION FUND GLOBAL	BUY	2184806	386.33
CMSINFO	CMS Info Systems Limited	UBS PRINCIPAL CAPITAL ASIA LIMITED	SELL	1154613	385.15
DEEM	Deem Roll Tech Limited	EPITOME TRADING AND INVESTMENTS	BUY	100000	105.25
DISHTV	Dish TV India Limited	SETU SECURITIES PVT LTD	BUY	11785000	17.26
ELECTCAST	Electrosteel Cast Ltd.	NORGES BANK ON ACCOUNT OF THE GOVERNMENT PENSION FUND GLOBAL	BUY	4154313	155.83
EXICOM	Exicom Tele Systems Ltd	CITADEL SECURITIES INDIA MARKETS PRIVATE LIMITED	SELL	650301	222.21
GOKEX	Gokaldas Exports Limited	NORGES BANK ON ACCOUNT OF THE GOVERNMENT PENSION FUND GLOBAL	BUY	347198	733.21
GOKEX	Gokaldas Exports Limited	UBS PRINCIPAL CAPITAL ASIA LIMITED	SELL	390672	730.92
INDIFRA	Indifra Limited	SPREAD X SECURITIES PRIVATE LIMITED	SELL	38000	35.12
KOPRAN	Kopran Ltd.	QUANT MUTUAL FUND - QUANT SMALL CAP FUND	BUY	250000	255.41
JAIPURKURT	Nandani Creation Limited	GAURISHANKAR JHALANI	SELL	119533	52.4
JAIPURKURT	Nandani Creation Limited	UPHAR HOMFIN PRIVATE LIMITED	BUY	125000	52.33
OMFURN	Omfurn India Limited	BHAVYA JAIN	SELL	45600	83.06
OWAIS	Owais Metal	MANRATAN RETAILS PRIVATE LIMITED	BUY	108800	251.8
OWAIS	Owais Metal	MANSI SHARE AND STOCK ADVISORS PVT LTD	SELL	155200	254.62
PGINVIT	POWERGRID Infra. INVITs	UBS PRINCIPAL CAPITAL ASIA LIMITED	SELL	7224720	93.54
PGINVIT	POWERGRID Infra. INVITs	VANGUARD EMERGING MARKETS STOCK INDEX FUND A SERIES OF VIEIF	BUY	6698521	94.36
PGINVIT	POWERGRID Infra. INVITs	VANGUARD TOTAL INTERNATIONAL STOCK INDEX FUND	BUY	7227413	94.36
REMSONSIND	Remsons Industries Ltd	MERU INVESTMENT FUND PCC-CELL 1	BUY	30000	877.56
RKEC	RKEC Projects Limited	BHARAT KUNVERJI KENIA	SELL	130000	79.55
RKEC	RKEC Projects Limited	BHARATI BHARAT KENIA	BUY	130000	79.55
RUCHINFRA	Ruchi Infrastructure Ltd.	PATANJALI FOODS LIMITED	SELL	1902116	11.15
RUCHINFRA	Ruchi Infrastructure Ltd.	SHANTIRAM KUTUMBKAM FOOD SERVICES PRIVATE LIMITED	BUY	1877015	11.15
SABAR	Sabar Flex India Limited	THAKOR NAYANA CHANDUBHAI	SELL	100000	22.8
SAHAJ	Sahaj Fashions Limited	SUBHANG LADHA	BUY	104000	20.2
SAHAJ	Sahaj Fashions Limited	SUNIL LADHA	SELL	108000	20.14
SAROJA	Saroja Pharma Indus Ind L	KAMLESH NATWARLAL SHAH	BUY	32000	40.28
SINTERCOM	Sintercom India Limited	BELLWETHER CAPITAL PRIVATE LIMITED	BUY	335366	125.38
SOUTHBANK	South Indian Bank Ltd.	NORGES BANK ON ACCOUNT OF THE GOVERNMENT PENSION FUND GLOBAL	BUY	15782629	29.35
SUNDARMFN	Sundaram Finance Ltd.	VANGUARD EMERGING MARKETS STOCK INDEX FUND A SERIES OF VIEIF	BUY	885527	3796.45
SUNDARMFN	Sundaram Finance Ltd.	VANGUARD TOTAL INTERNATIONAL STOCK INDEX FUND	BUY	912901	3796.45
VOLTAMP	Voltamp Transformers Limi	NORGES BANK ON ACCOUNT OF THE GOVERNMENT PENSION FUND GLOBAL	BUY	77692	8201.54

Disclosure:

Research Reports that are published by Nirmal Bang Securities Private Limited (hereinafter referred to as “NBSPL”) are for private circulation only. NBSPL is a registered Research Analyst under SEBI (Research Analyst) Regulations, 2014 having Registration no. INH000001766. NBSPL is also a registered Stock Broker with National Stock Exchange of India Limited, BSE Limited, Metropolitan Stock Exchange of India Limited, Multi Commodity Exchange of India Limited and , National Commodity and Derivative Exchange Limited in Capital Market , Equity and Commodities derivatives segments and Currency Derivatives Segment .

NBSPL has other business divisions with independent research teams separated by Chinese walls, and therefore may, at times, have different or contrary views on stocks and markets.

NBSPL or its associates have not been debarred / suspended by SEBI or any other regulatory authority for accessing / dealing in securities Market since last 20 years. NBSPL, its associates or analyst or his relatives do not hold any financial interest (Except Investment) in the subject company. NBSPL or its associates or Analyst do not have any conflict or material conflict of interest at the time of publication of the research report with the subject company. NBSPL or its associates or Analyst or his relatives may or may not hold beneficial ownership of 1% or more in the subject company at the end of the month immediately preceding the date of publication of this research report.

NBSPL or its associates / analyst has not received any compensation / managed or co-managed public offering of securities of the company covered by Analyst during the past twelve months. NBSPL or its associates have not received any compensation or other benefits from the company covered by Analyst or third party in connection with the research report. Analyst has not served as an officer, director or employee of Subject Company. NBSPL / analyst has not been engaged in market making activity of the subject company.

Analyst Certification: The research analysts and authors of these reports, hereby certify that the views expressed in this research report accurately reflects my/our personal views about the subject securities, issuers, products, sectors or industries. It is also certified that no part of the compensation of the analyst(s) was, is, or will be directly or indirectly related to the inclusion of specific recommendations or views in this research. The analyst(s) principally responsible for the preparation of this research report and has taken reasonable care to achieve and maintain independence and objectivity in making any recommendations.

Disclaimer:

The Research Report is for the personal information of the authorized recipient and does not construe to be any investment, legal or taxation advice. NBSPL is not soliciting any action based upon it. Nothing in the research report shall be construed as a solicitation to buy or sell any security or product, or to engage in or refrain from engaging in any such transaction. In preparing the research report, we did not take into account the investment objectives, financial situation and particular needs of the reader.

The research report has been prepared for the general use of the clients of NBSPL and must not be copied, either in whole or in part, or distributed or redistributed to any other person in any form. If you are not the intended recipient you must not use or disclose the information in the research report in any way. Though disseminated to all the customers simultaneously, not all customers may receive the research report at the same time. NBSPL will not treat recipients as customers by virtue of their receiving the research report. The research report is not directed or intended for distribution to or use by any person or entity resident in a state, country or any jurisdiction, where such distribution, publication, availability or use would be contrary to law, regulation or which would subject NBSPL & its group companies to registration or licensing requirements within such jurisdictions.

The report is based on the information obtained from sources believed to be reliable, but we do not make any representation or warranty that it is accurate, complete or up-to-date and it should not be relied upon as such. We accept no obligation to correct or update the information or opinions in it. NBSPL or any of its affiliates or employees shall not be in any way responsible for any loss or damage that may arise to any person from any inadvertent error in the information contained in the research report. NBSPL or any of its affiliates or employees do not provide, at any time, any express or implied warranty of any kind, regarding any matter pertaining to this report, including without limitation the implied warranties of merchantability, fitness for a particular purpose, and non-infringement. The recipients of the research report should rely on their own investigations.

This information is subject to change without any prior notice. NBSPL reserves its absolute discretion and right to make or refrain from making modifications and alterations to this statement from time to time. Nevertheless, NBSPL is committed to providing independent and transparent recommendations to its clients, and would be happy to provide information in response to specific client queries.

Before making an investment decision on the basis of research report, the reader needs to consider, with or without the assistance of an adviser, whether the advice is appropriate in light of their particular investment needs, objectives and financial circumstances. There are risks involved in securities trading. The price of securities can and does fluctuate, and an individual security may even become valueless. International investors are reminded of the additional risks inherent in international investments, such as currency fluctuations and international stock market or economic conditions, which may adversely affect the value of the investment. Opinions expressed are subject to change without any notice. Neither the company nor the director or the employees of NBSPL accept any liability whatsoever for any direct, indirect, consequential or other loss arising from any use of the research report and/or further communication in relation to the research report. Here it may be noted that neither NBSPL, nor its directors, employees, agents or representatives shall be liable for any damages whether direct or indirect, incidental, special or consequential including lost revenue or lost profit that may arise from or in connection with the use of the information contained in the research report.

Copyright of this document vests exclusively with NBSPL.

Our reports are also available on our website

Registration granted by SEBI and certification from NISM in no way guarantee performance of NBSPL or provide any assurance of returns to investors.

Nirmal Bang Research (Division of Nirmal Bang Securities Pvt. Ltd.)

B-2, 301/302, Marathon Innova,
Opp.Peninsula Corporate Park
Off. Ganpatrao Kadam Marg
Lower Parel(W), Mumbai-400013
Board No. : 91 22 6723 8000/8001
Fax. : 022 6723 8010